

# LM3089

*LM3089 FM Receiver IF System*



Literature Number: SNOSBQ6A

## LM3089 FM Receiver IF System

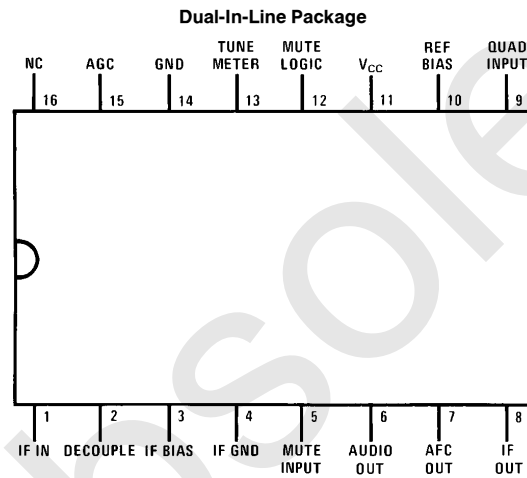
### General Description

The LM3089 has been designed to provide all the major functions required for modern FM IF designs of automotive, high-fidelity and communications receivers.

### Features

- Three stage IF amplifier/limiter provides 12  $\mu$ V (typ) -3 dB limiting sensitivity
- Balanced product detector and audio amplifier provide 400 mV (typ) of recovered audio with distortion as low as 0.1% with proper external coil designs.
- Four internal carrier level detectors provide delayed AGC signal to tuner, IF level meter drive current and interchannel mute control
- AFC amplifier provides AFC current for tuner and/or center tuning meters
- Improved operating and temperature performance, especially when using high Q quadrature coils in narrow band FM communications receivers
- No mute circuit latchup problems
- A direct replacement for CA3089E

### Connection Diagram

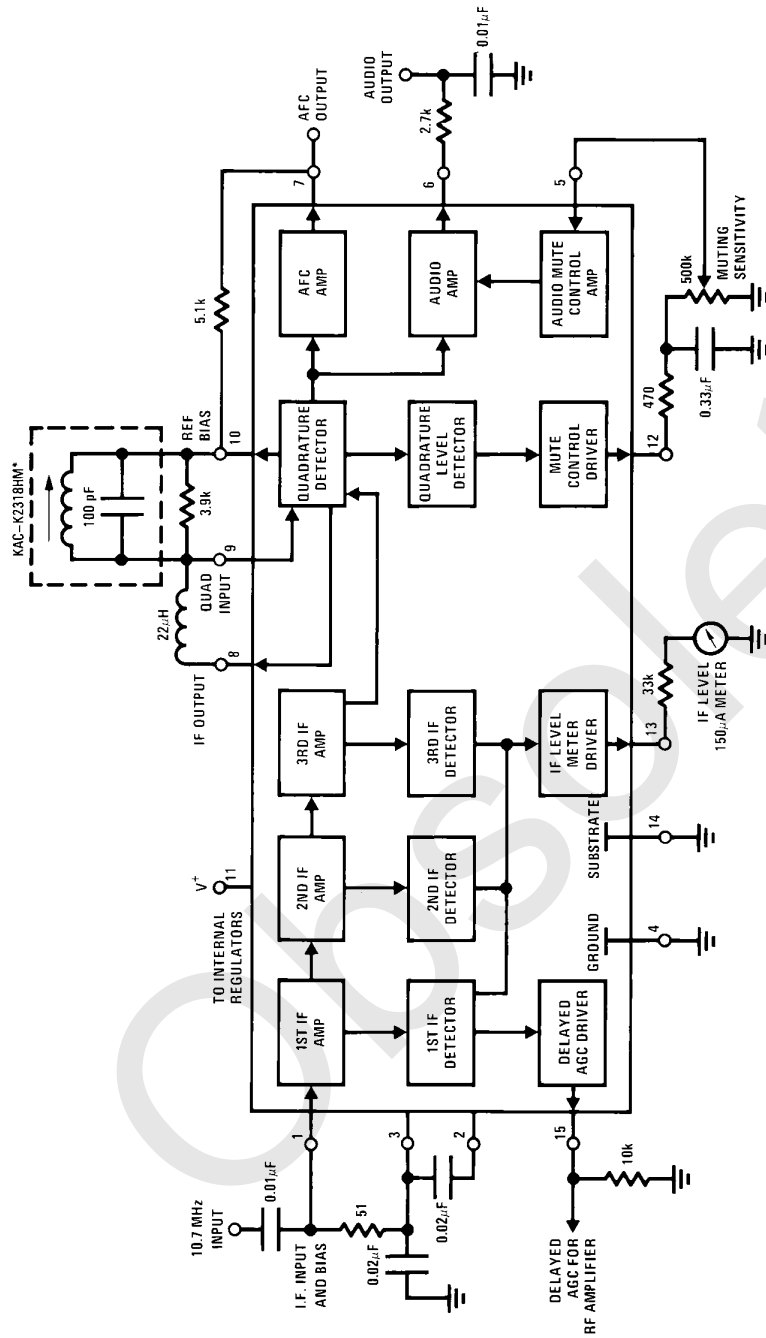


TL/H/7149-2

Top View

Order Number LM3089N  
See NS Package Number N16E

# Block Diagram



TL/H7149-1

Toko America  
1250 Feehanville Drive  
Mount Prospect, IL 60056  
(312) 287-0070

## Absolute Maximum Ratings

If Military/Aerospace specified devices are required, please contact the National Semiconductor Sales Office/Distributors for availability and specifications.

Supply Voltage Between Pin 11 and Pins 4, 14	+ 16V
DC Current Out of Pin 12	5 mA
DC Current Out of Pin 13	5 mA
DC Current Out of Pin 15	2 mA

Power Dissipation (Note 2)	1500 mW
Operating Temperature Range	- 40°C to + 85°C
Storage Temperature Range	- 65°C to + 150°C
Lead Temperature (Soldering, 10 seconds)	260°C

## Electrical Characteristics ( $T_A = 25^\circ\text{C}$ , $V_{CC} = +12\text{V}$ , see Test Circuit)

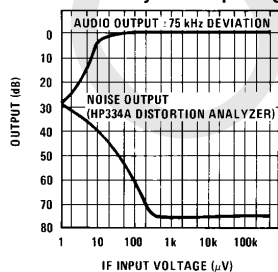
Symbol	Parameter	Conditions	Min	Typ	Max	Units
<b>DC CHARACTERISTICS (<math>V_{IN} = 0</math>, NOT MUTED)</b>						
$I_{11}$	Supply Current		16	23	30	mA
V1, 2, 3	IF Input and Bias		1.2	1.9	2.4	V
V6	Audio Output		5.0	5.6	6.0	V
V7	AFC Output		5.0	5.6	6.0	V
V10	Reference Bias		5.0	5.6	6.0	V
V12	Mute Control		5.0	5.4	6.0	V
V13	IF Level			0	0.5	V
V15	Delayed AGC		4.2	4.7	5.3	V
<b>DYNAMIC CHARACTERISTICS <math>f_o = 10.7\text{ MHz}</math>, <math>\Delta f = \pm 75\text{ kHz}</math> @ 400 Hz</b>						
$V_{IN}(\text{LIM})$	Input Limiting - 3 dB			12	25	$\mu\text{V}$
AMR	AM Rejection	$V_{IN} = 100\text{ mV}$ , AM: 30%	45	55		-dB
$V_O(\text{AF})$	Recovered Audio	$V_{IN} = 10\text{ mV}$	300	400	500	mVrms
THD	Total Harmonic Distortion					
	Single Tuned (Note 1)	$V_{IN} = 100\text{ mV}$		0.5	1.0	%
	Double Tuned (Note 1)	$V_{IN} = 100\text{ mV}$		0.1	0.3	%
S+N/N	Signal to Noise Ratio	$V_{IN} = 100\text{ mV}$	60	70		dB
V12	Mute Control	$V_{IN} = 100\text{ mV}$		0	0.5	V
V13	IF Level	$V_{IN} = 100\text{ mV}$	4.0	5.0	6.0	V
V13	IF Level	$V_{IN} = 500\text{ }\mu\text{V}$	1.0	1.5	2.0	V
V15	Delayed AGC	$V_{IN} = 100\text{ mV}$		0.1	0.5	V
V15	Delayed AGC	$V_{IN} = 30\text{ mV}$		2.5		V
$V_O(\text{AF})$	Audio Muted	$V_{IN} = 100\text{ mV}$ , $V_5 = +2.5\text{V}$		60		-dB

Note 1: Distortion is a function of quadrature coil used.

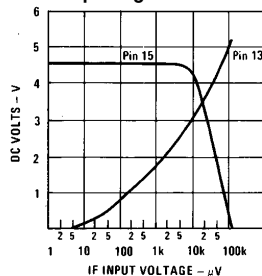
Note 2: For operation in ambient temperatures above 25°C, the device must be derated based on a 150°C maximum junction temperature and a thermal resistance of 80°C/W junction to ambient.

## Typical Performance Characteristics

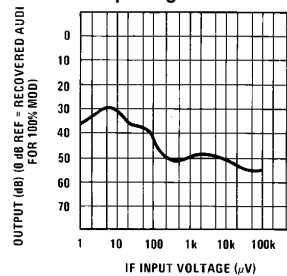
Typical S + N/N and IF Limiting Sensitivity vs IF Input Signal



Typical AGC (Pin 15) and Meter Output (Pin 13) vs IF Input Signal

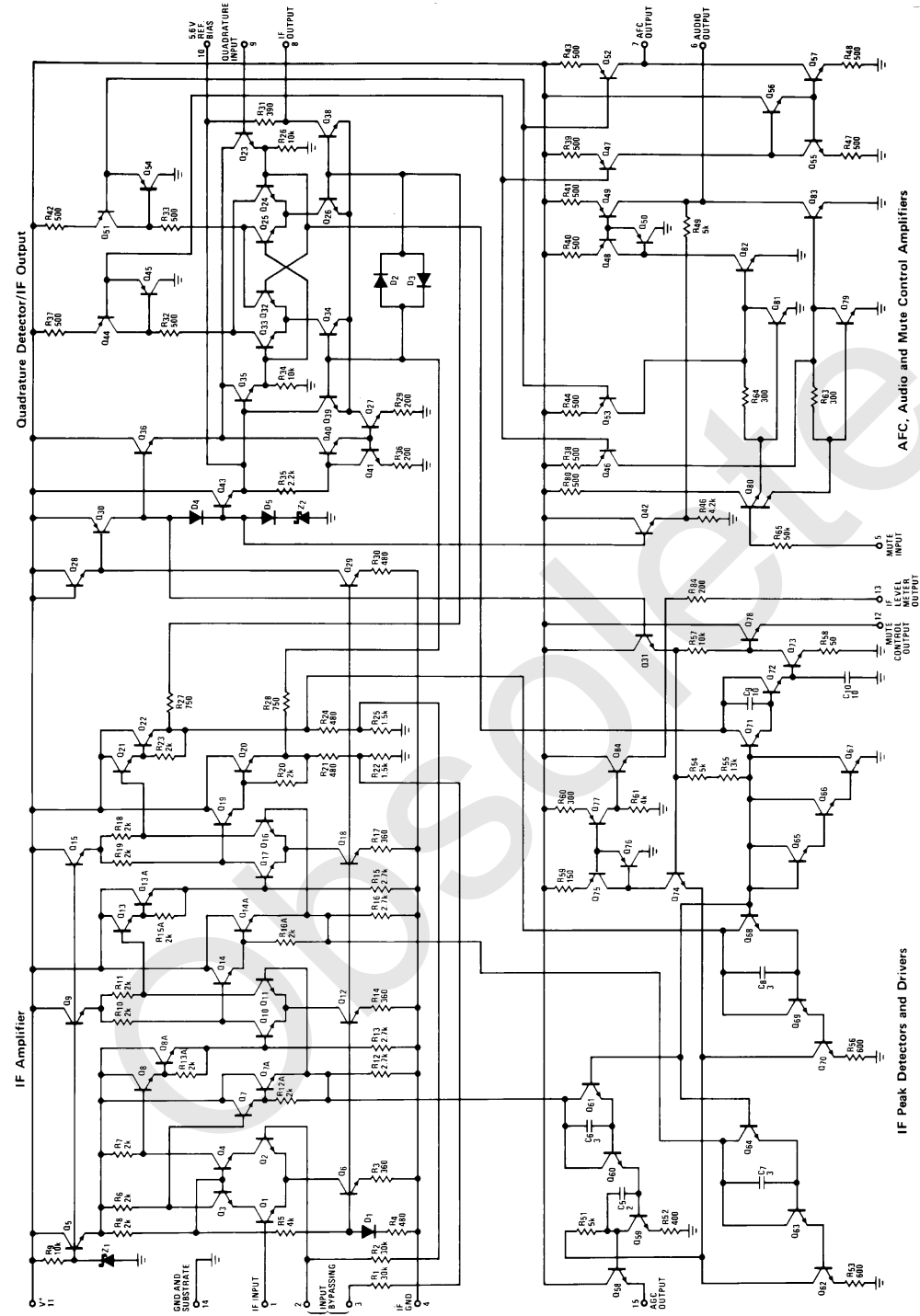


AM Rejection (30% Mod) vs IF Input Signal



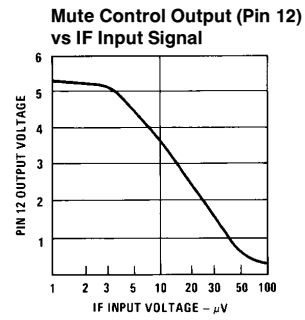

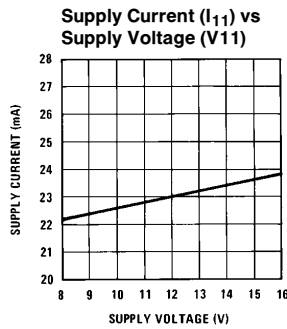
TL/H/7149-3

# Schematic Diagram

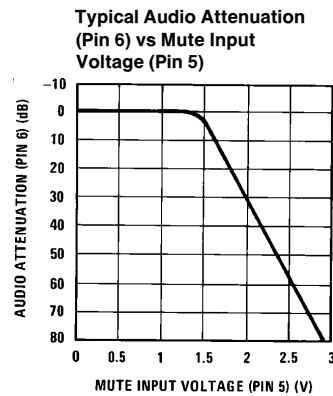


TL/H7149-4

## Typical Performance Characteristics

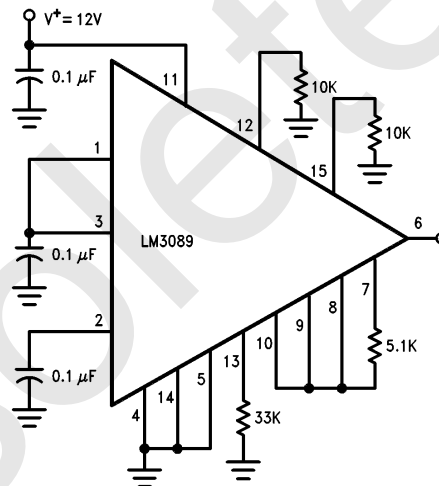


TL/H/7149-5



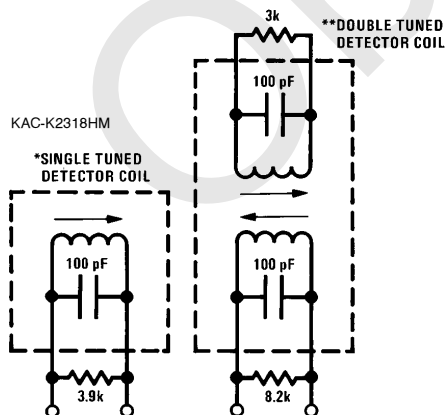
TL/H/7149-6

### DC Test Circuit



TL/H/7149-7

### AC Test Circuit



TL/H/7149-8

\*For single tuned detector coil:  
 $L_O$  tunes with 100 pF at 10.7 MHz  
 $Q_{UL}$  (unloaded)  $\approx 75$   
 $Q_L$  (loaded)  $\approx 13$  for  $V_9 \approx 150$  mVrms

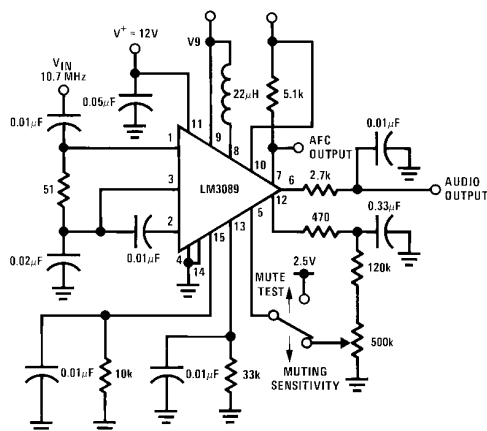
\*\*For double tuned detector coil:  
 $Q_{ULPRI} = Q_{ULSEC} \approx 75$   
 $kQ \approx 0.7$  for  $V_9 \approx 150$  mVrms

#### Note:

The recovered audio output voltage will be approximately 0.5 dB less when using the double tuned detector coil.

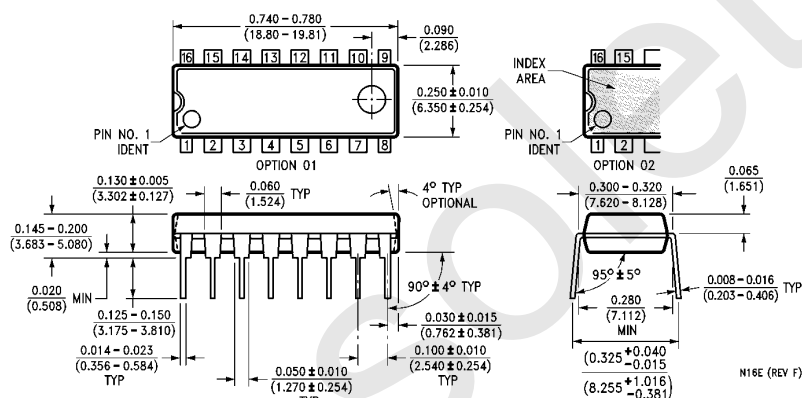
For proper operation of the mute circuit, the RF voltage at pin 9 should be 150 mVrms  $\pm 30$  mV.

### AC Test Circuit (Continued)



TL/H/7149-9

### Physical Dimensions inches (millimeters)



**Dual-In-Line Package (N)**  
**Order Number LM3089N**  
**See NS Package Number N16E**

## LIFE SUPPORT POLICY

NATIONAL'S PRODUCTS ARE NOT AUTHORIZED FOR USE AS CRITICAL COMPONENTS IN LIFE SUPPORT DEVICES OR SYSTEMS WITHOUT THE EXPRESS WRITTEN APPROVAL OF THE PRESIDENT OF NATIONAL SEMICONDUCTOR CORPORATION. As used herein:

1. Life support devices or systems are devices or systems which, (a) are intended for surgical implant into the body, or (b) support or sustain life, and whose failure to perform, when properly used in accordance with instructions for use provided in the labeling, can be reasonably expected to result in a significant injury to the user.
2. A critical component is any component of a life support device or system whose failure to perform can be reasonably expected to cause the failure of the life support device or system, or to affect its safety or effectiveness.



**National Semiconductor Corporation**  
1111 West Bardin Road  
Arlington, TX 76017  
Tel: 1(800) 272-9959  
Fax: 1(800) 737-7018

National Semiconductor Europe

**Europe** Fax: (+49) 0-180-530 85 86  
Email: [cnjwge@tevm2.nsc.com](mailto:cnjwge@tevm2.nsc.com)  
**Deutsch** Tel: (+49) 0-180-530 85 85  
**English** Tel: (+49) 0-180-532 78 32  
**Français** Tel: (+49) 0-180-532 93 58  
**Italiano** Tel: (+49) 0-180-534 16 80

**National Semiconductor  
Hong Kong Ltd.**

**Hong Kong Ltd.**  
13th Floor, Straight Block,  
Ocean Centre, 5 Canton Rd.  
Tsimshatsui, Kowloon  
Hong Kong  
Tel: (852) 2737-1600  
Fax: (852) 2736-9960

**National Semiconductor  
Japan Ltd.**

Tel: 81-043-299-2309  
Fax: 81-043-299-2408

## IMPORTANT NOTICE

Texas Instruments Incorporated and its subsidiaries (TI) reserve the right to make corrections, modifications, enhancements, improvements, and other changes to its products and services at any time and to discontinue any product or service without notice. Customers should obtain the latest relevant information before placing orders and should verify that such information is current and complete. All products are sold subject to TI's terms and conditions of sale supplied at the time of order acknowledgment.

TI warrants performance of its hardware products to the specifications applicable at the time of sale in accordance with TI's standard warranty. Testing and other quality control techniques are used to the extent TI deems necessary to support this warranty. Except where mandated by government requirements, testing of all parameters of each product is not necessarily performed.

TI assumes no liability for applications assistance or customer product design. Customers are responsible for their products and applications using TI components. To minimize the risks associated with customer products and applications, customers should provide adequate design and operating safeguards.

TI does not warrant or represent that any license, either express or implied, is granted under any TI patent right, copyright, mask work right, or other TI intellectual property right relating to any combination, machine, or process in which TI products or services are used. Information published by TI regarding third-party products or services does not constitute a license from TI to use such products or services or a warranty or endorsement thereof. Use of such information may require a license from a third party under the patents or other intellectual property of the third party, or a license from TI under the patents or other intellectual property of TI.

Reproduction of TI information in TI data books or data sheets is permissible only if reproduction is without alteration and is accompanied by all associated warranties, conditions, limitations, and notices. Reproduction of this information with alteration is an unfair and deceptive business practice. TI is not responsible or liable for such altered documentation. Information of third parties may be subject to additional restrictions.

Resale of TI products or services with statements different from or beyond the parameters stated by TI for that product or service voids all express and any implied warranties for the associated TI product or service and is an unfair and deceptive business practice. TI is not responsible or liable for any such statements.

TI products are not authorized for use in safety-critical applications (such as life support) where a failure of the TI product would reasonably be expected to cause severe personal injury or death, unless officers of the parties have executed an agreement specifically governing such use. Buyers represent that they have all necessary expertise in the safety and regulatory ramifications of their applications, and acknowledge and agree that they are solely responsible for all legal, regulatory and safety-related requirements concerning their products and any use of TI products in such safety-critical applications, notwithstanding any applications-related information or support that may be provided by TI. Further, Buyers must fully indemnify TI and its representatives against any damages arising out of the use of TI products in such safety-critical applications.

TI products are neither designed nor intended for use in military/aerospace applications or environments unless the TI products are specifically designated by TI as military-grade or "enhanced plastic." Only products designated by TI as military-grade meet military specifications. Buyers acknowledge and agree that any such use of TI products which TI has not designated as military-grade is solely at the Buyer's risk, and that they are solely responsible for compliance with all legal and regulatory requirements in connection with such use.

TI products are neither designed nor intended for use in automotive applications or environments unless the specific TI products are designated by TI as compliant with ISO/TS 16949 requirements. Buyers acknowledge and agree that, if they use any non-designated products in automotive applications, TI will not be responsible for any failure to meet such requirements.

Following are URLs where you can obtain information on other Texas Instruments products and application solutions:

### Products

Audio	<a href="http://www.ti.com/audio">www.ti.com/audio</a>
Amplifiers	<a href="http://amplifier.ti.com">amplifier.ti.com</a>
Data Converters	<a href="http://dataconverter.ti.com">dataconverter.ti.com</a>
DLP® Products	<a href="http://www.dlp.com">www.dlp.com</a>
DSP	<a href="http://dsp.ti.com">dsp.ti.com</a>
Clocks and Timers	<a href="http://www.ti.com/clocks">www.ti.com/clocks</a>
Interface	<a href="http://interface.ti.com">interface.ti.com</a>
Logic	<a href="http://logic.ti.com">logic.ti.com</a>
Power Mgmt	<a href="http://power.ti.com">power.ti.com</a>
Microcontrollers	<a href="http://microcontroller.ti.com">microcontroller.ti.com</a>
RFID	<a href="http://www.ti-rfid.com">www.ti-rfid.com</a>
OMAP Mobile Processors	<a href="http://www.ti.com/omap">www.ti.com/omap</a>
Wireless Connectivity	<a href="http://www.ti.com/wirelessconnectivity">www.ti.com/wirelessconnectivity</a>

### Applications

Communications and Telecom	<a href="http://www.ti.com/communications">www.ti.com/communications</a>
Computers and Peripherals	<a href="http://www.ti.com/computers">www.ti.com/computers</a>
Consumer Electronics	<a href="http://www.ti.com/consumer-apps">www.ti.com/consumer-apps</a>
Energy and Lighting	<a href="http://www.ti.com/energy">www.ti.com/energy</a>
Industrial	<a href="http://www.ti.com/industrial">www.ti.com/industrial</a>
Medical	<a href="http://www.ti.com/medical">www.ti.com/medical</a>
Security	<a href="http://www.ti.com/security">www.ti.com/security</a>
Space, Avionics and Defense	<a href="http://www.ti.com/space-avionics-defense">www.ti.com/space-avionics-defense</a>
Transportation and Automotive	<a href="http://www.ti.com/automotive">www.ti.com/automotive</a>
Video and Imaging	<a href="http://www.ti.com/video">www.ti.com/video</a>

TI E2E Community Home Page

[e2e.ti.com](http://e2e.ti.com)

Mailing Address: Texas Instruments, Post Office Box 655303, Dallas, Texas 75265  
Copyright © 2011, Texas Instruments Incorporated